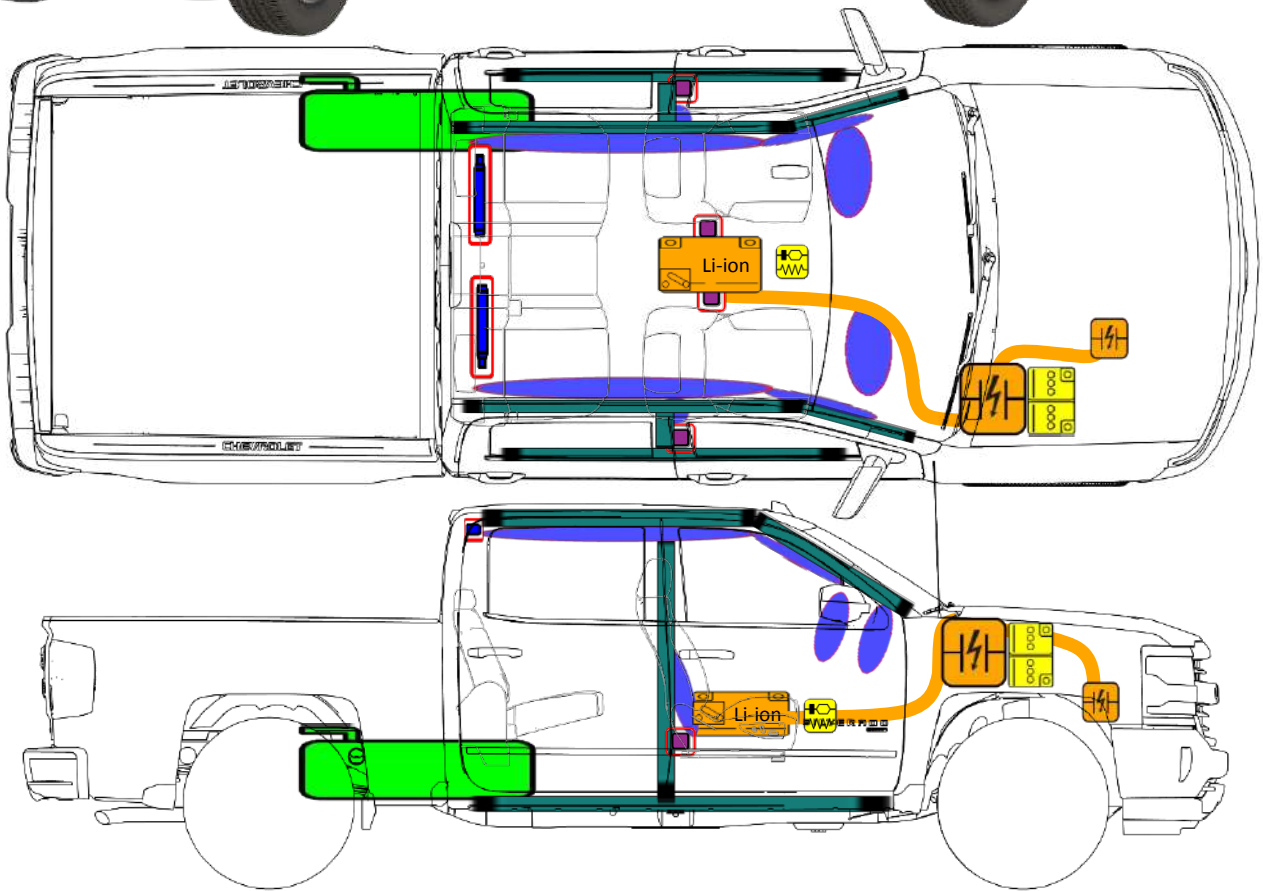




Chevrolet Silverado eAssist
4 Door Pick-up
2016

First Responder
Rescue Sheet



	Air Bag		Stored Gas Inflator		Seat Belt Pretensioner		SRS Control Unit		
			Gas Strut/Preloaded Spring		High Strength Zone				
	Battery Low Voltage				Fuel Tank				
	High Voltage Battery Pack		High Voltage Power Cable		High Voltage Disconnect				Ultra Capacitor, High Voltage



Chevrolet Silverado eAssist 4 Door Pick-up 2016

First Responder Rescue Sheet






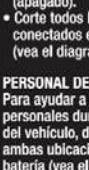
The Chevrolet Silverado with eAssist technology incorporates a low voltage battery that must be disconnected prior to occupant extrication.

To Disable the Vehicle:

1. Turn the ignition to "OFF" and remove the keys from the vehicle.
2. Double cut all low voltage cables marked by the yellow tape located above the battery on the right side of the engine compartment.

Do NOT cut any Orange colored High Voltage Cables.



 EMERGENCY PERSONNEL: To help avoid personal injury in an emergency, effectuer ce qui suit en cas d'urgence : <ul style="list-style-type: none">• Mettre la clé de contact sur « Off » (arrêt).• Couper tous les câbles positifs connectés au niveau du ruban jaune (voir diagramme).	 PERSONNEL AFFECTÉ AUX URGENCES : Afin d'éviter toute lésion personnelle, effectuer ce qui suit en cas d'urgence : <ul style="list-style-type: none">• Mettre la clé de contact sur « Off » (arrêt).• Couper tous les câbles positifs connectés au niveau du ruban jaune (voir diagramme).	 PARA EVITAR LESIONES PERSONALES EN UNA EMERGENCIA: <ul style="list-style-type: none">• Gire la ignición a "Off" (apagado).• Corte todos los cables positivos conectados en la cinta amarilla (vea el diagrama).
 SERVICE PERSONNEL: To help avoid personal injury during vehicle service, disconnect both battery locations (see diagram).	 PERSONNEL AFFECTÉ À L'ENTRETIEN : Afin d'éviter toute lésion personnelle pendant l'entretien du véhicule, déconnecter es deux emplacements de la batterie (voir diagramme).	 PERSONAL DE SERVICIO: Para ayudar a evitar lesiones personales durante el servicio del vehículo, desconecte ambas ubicaciones de la batería (vea el diagrama).



Air Bag Caution

After disabling 12 volt power, wait at least 10 seconds to allow any un-deployed airbag reserve energy to dissipate.

In Case of Fire

A battery on fire will not explode. If battery cells reach high enough temperature, they vent and release electrolyte. Battery electrolyte is flammable. Use copious amounts of water to cool the battery to extinguish the fire. Do not use an ABC dry chemical extinguisher because it will not extinguish a battery fire.

In Case of Water Immersion

The high voltage battery is isolated from the vehicle chassis. If the vehicle is immersed in water, you will not be electrocuted by touching the vehicle.