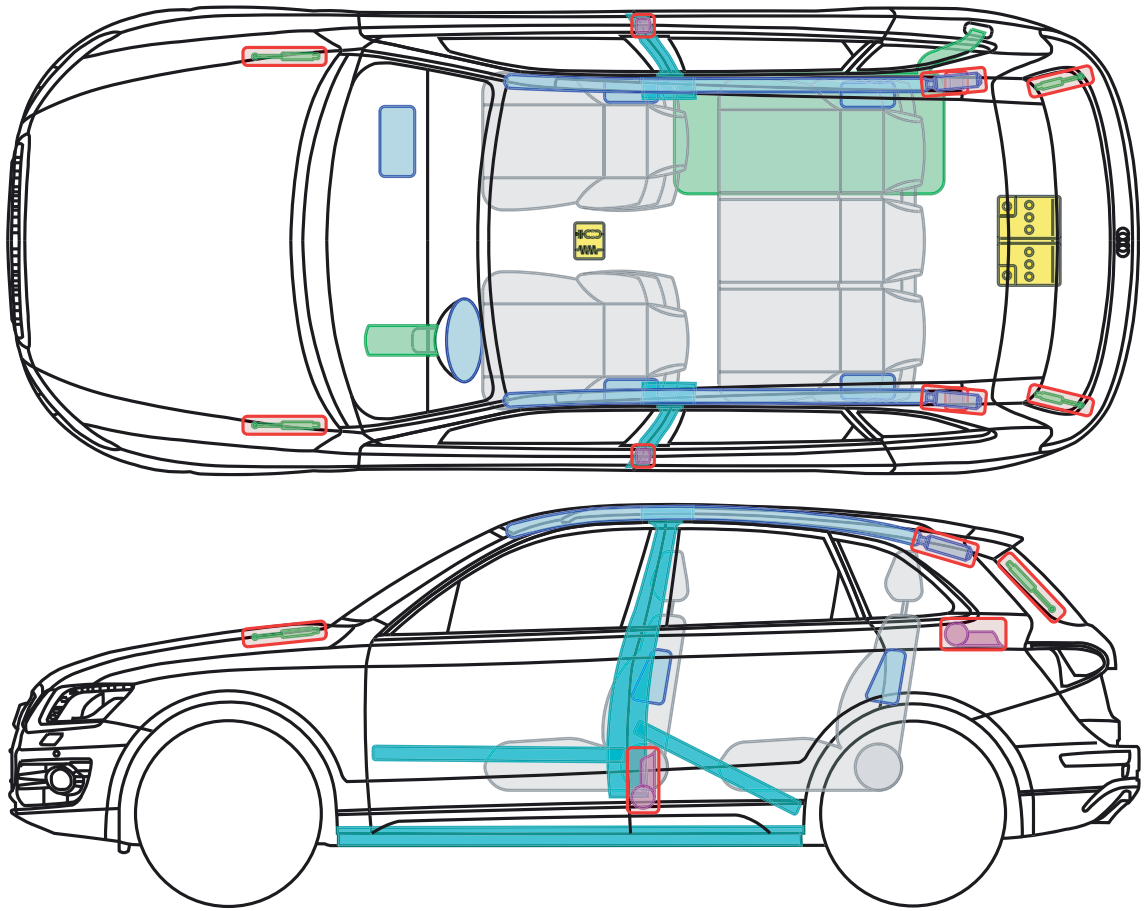



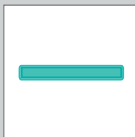



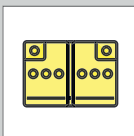
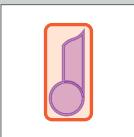




Audi Q5

from 2008



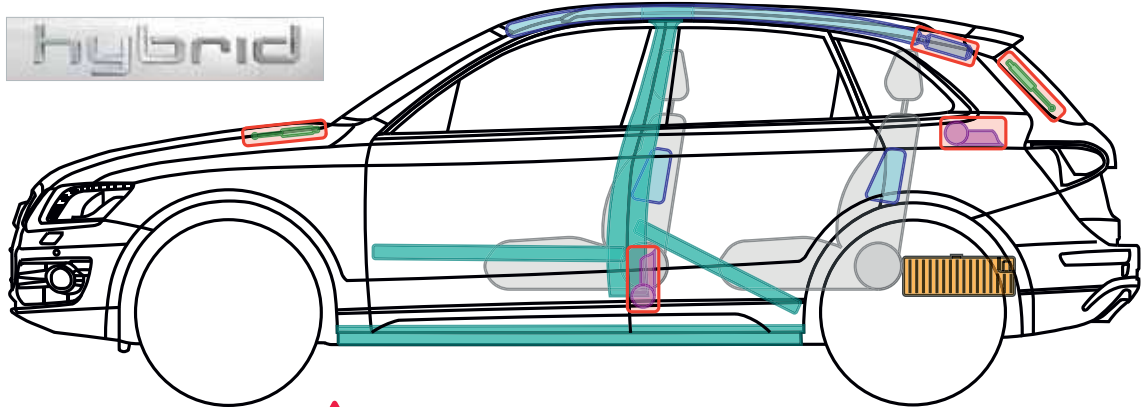
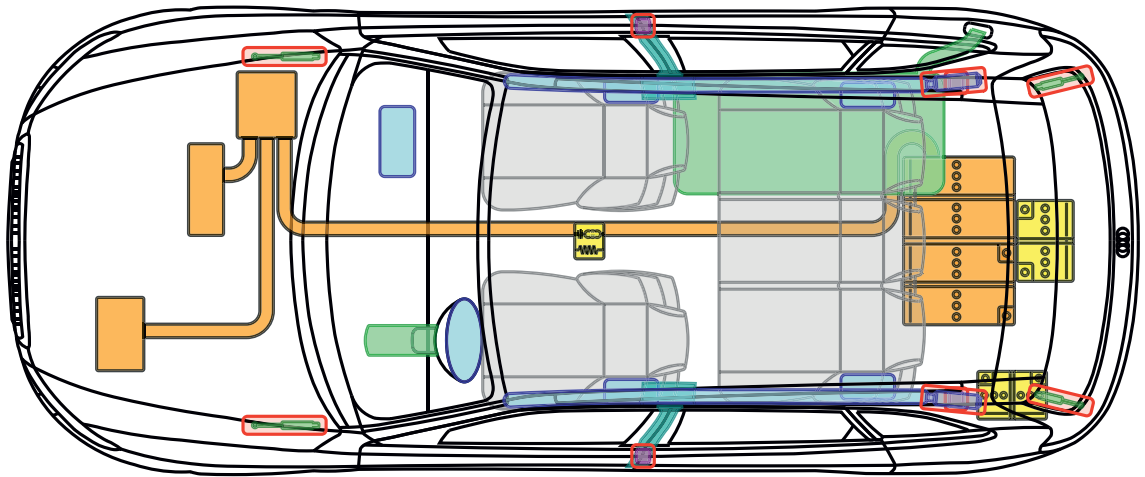
Legend

| | | | | | |
|---|---------------|---|---------------------|---|----------------|
|  | Airbag |  | Reinforcement |  | Control module |
|  | Gas generator |  | Rollover protection |  | Battery |
|  | Pretensioner |  | Gas-pressure damper |  | Fuel tank |



▶ Audi Q5 hybrid quattro

from 2011



! High-voltage system, 267 V! Do not touch any high-voltage components!

Legend

| | | | | | | | |
|--|---------------|--|---------------------|--|----------------|--|-------------------------------|
| | Airbag | | Reinforcement | | Control module | | High-voltage battery |
| | Gas generator | | Overroll protection | | 12 V battery | | High-voltage leads/components |
| | Pretensioner | | Gas-pressure damper | | Fuel tank | | |

▶ Audi Q5 hybrid quattro

from 2011

Identifying feature

The Audi Q5 hybrid quattro can be identified by means of the „hybrid“ logo.



Hints

⚠ In the case of accidents in which the pyrotechnic belt tensioners or airbags are deployed, the high-voltage system is deactivated.

In the case of accidents with deployed/undeployed airbags

- ▶ Switch off the ignition
- ▶ Disconnect the negative terminals of the 12V battery

⚠ The electric motor is silent!




It may not be possible to detect that the car is ready to go by the noises it makes when in operation, as the electric motor is silent. If the large needle in the dial on the left of the instrument cluster (power metre) is not on „OFF“ (for example on the „READY position), you have to expect that the electric motor may run or the internal combustion engine may start automatically.

Switch off the ignition



With the ignition switched on and the key in the ignition, the ignition can be switched off by pressing the key into the ignition lock. Pull out the key.



With the ignition switched on and the key **not** in the ignition (possible with the convenience key), the ignition can be switched off by pressing the start-stop button. If possible, take the convenience key outside the transmission range of the vehicle (1.5 m).

▶ Audi Q5 hybrid quattro

from 2011

Disconnect the negative terminals of the 12V batteries

Option A:

Release the luggage compartment floor by means of the screws indicated by the arrows (screwdriver in the car tool kit) Disconnect the ground cables from both 12V batteries (picture on right)

Option B:

Lever up the luggage compartment floor by inserting a crowbar at the points indicated. Lift up the luggage compartment floor. Disconnect the ground cables from both 12V batteries (picture on right)



Identification of the high-voltage components

Identification of the high-voltage battery



Identification of the The high-voltage battery is located under the luggage compartment floor.

It is a lithium-ion battery.

Identification of the remaining high-voltage components



All the high-voltage leads and the high-voltage connections are provided with orange insulation. These items must not be disconnected or damaged.